

# Junior Kindergarten Learning Advantage



100% Canadian content

... aligned with school curriculum

## Table of Contents



Parent Tips	Page 3-16
Chapter 1: Sensational Seasons	Page 17-50
Chapter 2: All About Me	Page 51-72
Chapter 3: Community Helpers	Page 73-96
Chapter 4: Healthy Habits	Page 97-128
Chapter 5: Down on the Farm	Page 129-156
Chapter 6: My Backyard	Page 157-182
Chapter 7: Getting Ready for School	Page 183-192



Preparing for success



# Junior Kindergarten Learning Advantage



Parent-friendly

... List of curriculum expectations

## Sensational Seasons

### Parent Page

Curriculum Expectations for Junior Kindergarten

With the help of activities in this unit, children will:

- print most of the letters of the alphabet and demonstrate an understanding that letters represent sounds (use phonics);
- follow simple directions;
- identify and talk about their own interests and preferences (e.g., favourite activities, toys, stories);
- use a variety of materials to communicate information (e.g., illustrations, graphs)
- identify and reproduce simple patterns; create and extend simple patterns using a variety of materials or actions;
- recognize and use patterns;
- recognize and write numerals from one to ten; count orally to ten; use simple grids correctly;
- collect, display and interpret data in daily activities; express their feelings of wonder and curiosity about the world;
- identify ways in which people use the natural environment; identify patterns and cycles in their daily lives (eg; changes in weather);
- identify patterns and cycles in the natural world; describe different kinds of weather and the ways in which people adapt to the weather (e.g., by wearing light clothing in summer);
- show skill in cutting and pasting; use a variety of materials in creating art works.

18

Preparing for success

# Junior Kindergarten Learning Advantage



Helping parents help their child  
... working with the alphabet

**Colourful Letter "C c"**

Practice printing the letter C c. Trace the letters below.

*(Tracing area with dashed lines and letters c, c, C, C)*

Try it on your own.

*(Practice area with dashed lines and letters c, C)*


Circle the pictures that begin with the letter C.

*(Illustrations of a whale, a cat, a fish, and a cow)*

**PARENT TIP** If your child has difficulty with printing the letters, you can assist by guiding the child's hand in the formation of the letter.

138

Preparing for success



# Junior Kindergarten Learning Advantage



Helping parents help their child

... working with numbers

Practice printing the numbers  
6-10 on the lines below



6 6 6 6 6

7 7 7 7 7

8 8 8 8 8

9 9 9 9 9

10 10 10 10

*Preparing for success*





# Junior Kindergarten Learning Advantage



Helping parents help their child

... working with counting

How many marching ants are there?



1 2 3 4 5 6 7 8 9 10

How many coloured eggs is Roger juggling?



1 2 3 4 5 6 7 8 9 10

How many apples are in the tree?



1 2 3 4 5 6 7 8 9 10

Preparing for success



# Junior Kindergarten Learning Advantage



Helping parents help their child


... getting ready for school

## School Bus Safety

**PARENT TIP** Read and discuss the following safety rules with your child.

If you take a bus to school, you will need to know some important bus safety rules.

1. Wait for the bus at your bus stop. Stand away from the road.
2. When the bus stops, the bus driver will open the door. Climb up the steps carefully.
3. Walk to a seat and sit down. Stay in your seat until the bus arrives at school. Always sit facing the front of the bus.
4. Always keep your hands and head inside the bus. Do not lean out of an open window.
5. Do not eat or drink on the bus. Keep your snacks and drinks inside your backpack.
6. When the bus arrives at school, walk down the aisle and go carefully down the steps.



192

Preparing for success

# Junior Kindergarten Learning Advantage



Helping parents help their child

... Practice printing

**Happy letter "H h"**




Practice printing the letter H h. Trace the letters below.

h h H H

Try it on your own.

h H

Circle the pictures that begin with the letter H.

**PARENT TIP** If your child has difficulty with printing the letters, you can assist by guiding the child's hand in the formation of the letter.

Preparing for success

139



# Junior Kindergarten Learning Advantage



Kid-friendly... reasonable tasks

**Help Farmer Ben**

Farmer Ben is lost! He needs to get back to the barn. Help him get through the cornfield.

A large maze puzzle. The maze is formed by green paths and is surrounded by a border of yellow corn stalks. At the top of the maze is a red barn with a grey roof and a red door. At the bottom of the maze is a small cartoon farmer wearing a blue shirt and pants, carrying a stack of hay on his back. A red arrow points upwards from the farmer, with the word "Start" written in red next to it. The entire puzzle is set against a white background with a blue and yellow patterned border.



# Junior Kindergarten Learning Advantage



Kid-friendly... colourful graphics

**Backyard  
Barbecue**

Count the food on each platter and print the number on the napkin.




 

**PARENT TIP** Young children may have difficulty keeping track of what they have counted. Sometimes they count something twice or miss one altogether. Teach your child some basic counting strategies such as touching the pictures with a finger or crossing out the picture with a crayon so it won't be counted twice.

164

*Preparing for success*

# Junior Kindergarten Learning Advantage



Kid-friendly... mindful of little fingers

## Moms and Babies

Draw a line to match the babies with the correct mother.


132

Preparing for success



# Junior Kindergarten Learning Advantage



Parent-friendly

... Encourages parent involvement

## Reading With Your Child: Motivation



1. Read with children often, from a very early age. Find a special place or time to read together.
2. Encourage children to choose the books that you read together.
3. Look at the pictures in the book. Discuss with your child how the pictures relate to the story.
4. Read books that use repetition or rhyme. Encourage your child to read along with you.
5. Read books more than once. Children often enjoy hearing the same story over and over.
6. Start a collection of books for your child. Encourage your child to take care of the books.
7. Allow children time to explore books by themselves.
8. Visit a bookstore with your child. Point out the variety of books and topics.
9. Visit the public library. Allow children to choose books for themselves. Don't forget to select books for yourself!
10. Participate in programs offered at the public library (e.g., story time).
11. Have a basket of books in the bathroom.



# Junior Kindergarten Learning Advantage



Parent-friendly... Family follow-up activities

## Follow Up Fun!



### Readers' Corner

My Fuzzy Farm Babies by Tad Hills; Little Simon Publishing, ISBN 0689841655

Beyond Old MacDonald: Funny Poems From Down on the Farm by Charley Hoge; Boyds Mills Press, ISBN 1590783123

Rosie's Walk by Pat Hutchins; Aladdin Publishing Company, ISBN 0020437501

Welcome to Merriweather Farm by Susan Knopf, Running Press Kids, ISBN 0762423420

Punk Farm by Jarrett J. Krosoczka, Knopf Books for Young Readers, ISBN 0375824294

Down on the Farm by Rita Lascaro, Harcourt Brace and Co., ISBN 0152020004

### Field Trips and Extension Activities

If possible, visit a farm in your area. To give children some opportunity to become familiar with farm animals, take them to visit a petting zoo or a fair. Try growing some vegetables that would grow on a farm in your area. Research your favourite farm animal. Make a collage of things that begin with letter c. Make a collage of farm animals.



# Junior Kindergarten Learning Advantage




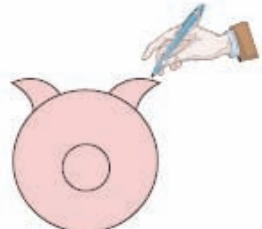





Uses current educational theory

... tactile learning activities

## Pig Shapes!

On the next page  
draw a picture of a pig.  
Follow the instructions below.



1. Draw a circle.
2. Add a smaller circle for the snout.
3. Add two curved triangular ears.
4. Add two ovals for the outside of the eyes
5. Draw two circles for the inside of the eyes, and two ovals for the inside of the nose.
6. Finally add the smile.

148

Preparing for success

# Junior Kindergarten Learning Advantage

Uses current educational theory

... tactile learning activities



**Soft as a Lamb**

Make your own soft little lamb.  
Colour the lamb's face pink.  
Colour the hoofs black.  
Glue cotton balls on the rest of the lamb.

*Preparing for success*

# Junior Kindergarten Learning Advantage



Uses current educational theory

... integrated learning (seasons theme/counting skills)

## Counting through the Seasons

Help Doug the dog count the pictures below.  
Circle the correct number below each picture.



Young children may have difficulty keeping track of what they have counted. Sometimes they count something twice, or miss one altogether. Teach your child some basic counting strategies such as touching the pictures with a finger while counting, or crossing out the picture so it won't be counted twice.



How many chicks are in the nest?



1 2 3 4 5 6 7 8 9 10



How many snowballs is Frosty holding?






















1 2 3 4 5 6 7 8 9 10


# Junior Kindergarten Learning Advantage



Uses current educational theory  
... information provided to engage pupil inquiry

 **Shape Up!**

<p>This is a circle. It is round.</p> 	<p>This is a square. It has four equal sides.</p> 	<p>This is a triangle. It has 3 sides.</p> 	<p>This is a rectangle. It has four sides. Two sides are long and two sides are short.</p> 
  	  	  	    

 *Preparing for success*